



TECHNICAL MANUALS

K3

INTRODUCTION

You must read these technical manuals carefully before riding the motorcycle and make your children understand the precautions and safety measures that must be taken.

DOWNLOADS

QR codes for downloading the manuals corresponding to each action.

1.- ASSEMBLY



2.- CHARGER



3.- BATTERY



4.- USER MANUAL



5.- PARTS-BOOK



Before using the K3 motorcycle, you must make sure that you have understood everything written in this manual, paying particular attention to the warnings and safety section.

This manual must always be carried with the motorcycle and must be transferred in any change of ownership.



Before using the motorcycle, you must read this manual carefully and keep it for future reference.

If you have any questions, you can go to your NEUTRA point of sale or you can contact the official distributor on our website.

You can also write to us at our email and our staff will respond as soon as possible.

This manual contains important safety, operation, assembly and preparation information for the correct use of the motorcycle.

The motorcycle is not ready for immediate use, it arrives partially assembled.

You must follow the assembly and preparation procedures indicated in this manual for good motorcycle safety.

You must also take into account the safety information explicit in this manual, to avoid personal injury when assembling and maintaining it.

Where to find safety information:

- Safety labels on the motorcycle.
- Warning symbols together with a word and instructions or information that you should take into account, which you can find in this manual.

 **DANGER:**

A hazardous situation that may result in death or serious injury.

 **WARNING:**

A hazardous situation that may result in death or serious injury.

 **CAUTION:**

Information on practices that do not involve risk of injury. It is used to prevent damage to the motorcycle or the environment.

This manual also includes the following information:

NOTICE:

Information to assist you in the operation or maintenance of your motorcycle.

This publication contains the latest motorcycle information available prior to publication.

NEUTRA reserves the right to make changes at any time without notice and without incurring any obligation.





BATTERY MANUAL

K3

Ver.1.0 JAN-25

TABLE OF CONTENTS

1	SCOPE_____	3
2	SAFETY_____	3
3	PRODUCT DESCRIPTION_____	3
4	TECHNICAL CHARACTERISTICS_____	4
5	LABELING_____	4
6	HANDLING AND STORAGE_____	5
7	MAINTENANCE AND REPAIRS_____	5
8	WARRANTY_____	5



1 SCOPE

This manual includes the detailed description of the product and its fundamental operating guidelines for power systems based on 50.4V lithium ion technology with reference N01S-01-01.

2 SAFETY

DANGER

The interior of the equipment cannot be accessed; never open the battery system. Any attempt to open it will void the warranty. There is a high risk of accident if the opening is carried out by unauthorized personnel.

The installation, handling and maintenance of the battery must be carried out by qualified personnel.

DO NOT charge the battery with the ignition switch ON.

Do not expose to fire. Avoid exposing the battery to temperatures above 40°C.

Never open the battery system or any of its components.

Prevent the entry of any liquid and never immerse the battery in any liquid.

Do not hit or drop the battery.

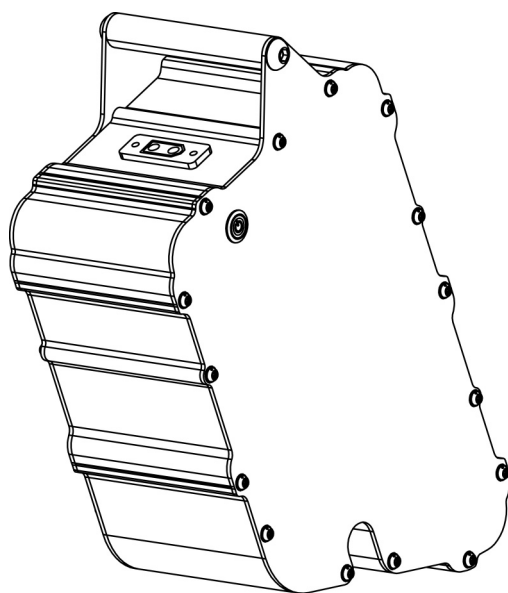
In any case of emergency, call the emergency services and inform them that it is a Lithium battery.

You must keep the battery away from children during the charging process.

To avoid electrical accidents, you must not leave the battery connected.

3 PRODUCT DESCRIPTION

The N01S-01-01 battery pack has been designed to supply power with a nominal working voltage of 50.4 Vdc.



The pack is manufactured using 21700 ION lithium cells in a cylindrical format, with a 12S4P configuration.

The battery has been designed with the aim of supplying traction power to children's trial bikes.



4 TECHNICAL CHARACTERISTICS

	Nominal characteristics
Voltage	50,4 V
Capacity	16,8 Ah
Energy	846,72 Wh

5 LABELING











All batteries are identified with a label like the one shown below:



Description of the terms and symbols on the label:

CAUTION

- If the battery is not used for 2 months, it must be CHECKED AND CHARGED.
- Do not hit the battery.
- Do not clean the battery with pressurized water.
- Recharge the battery before use.
- Use the recommended battery charger.
- Keep the battery dry.
- Do not expose to fire.
- Do not tamper with the battery.
- Keep battery terminals clean.

	Risk of fire. Do not leave the battery unattended while charging or charge overnight.
	Do not touch the electrical contacts. Otherwise, injury may occur. Make sure the battery is disconnected and removed before performing any maintenance.
	Improper use, installation or handling of your battery can result in death, serious injury and/or property damage. Do not disassemble or modify the battery in any way.
	Do not clean the battery with pressurized water. Do not immerse the battery in water.
	There should be no liquids near the battery or charging equipment. It should be charged outside, always in a well-ventilated area.
	This battery should be used under the supervision of an adult with responsibility for the child.
	Read the instruction manual before using the battery.
	Please recycle all packaging.
	Do not throw into the trash. The battery must be recycled by the competent company.
	CE marking



6 HANDLING AND STORAGE

6.1 Handling

Avoid exposure in open areas to prevent the entry of water from rain or similar events.

6.2 Storage

To optimize the battery's life, it is recommended to store it in a clean, dry place at a temperature between 15°C and 30°C.

Although the battery can be stored for a long time in factory conditions, it is recommended to check the battery's condition at a maximum interval of 2 months.

7 MAINTENANCE AND REPAIRS

This battery unit does not require periodic maintenance when in operation.

WARNING

Never open the battery unit. The battery is a large energy storage unit capable of causing serious damage to people or facilities due to misuse or manipulation of it.

Battery repairs may only be carried out by qualified personnel authorized in writing by NEUTRA.

In the event of a fault that cannot be resolved, you must contact NEUTRA's technical service or your local sales representative to manage the return and repair of the battery.

NEUTRA is exempt from and will not be liable for any damage caused by the battery to people, equipment or facilities due to improper handling of the battery by unauthorized personnel.

8 WARRANTY

NEUTRA undertakes to guarantee the original purchaser (consumer) that the battery has been manufactured by NEUTRA and that both the materials and the manufacturing process are free of defects, in accordance with the conditions and terms that you can consult on the NEUTRA website. If there are different legal requirements in the country or by the importer/distributor where the battery was purchased, they will be responsible for complying with the corresponding warranty terms and conditions.

We recommend that you first contact your distributor to obtain specific details about warranty policies and to file a claim if necessary. NEUTRA's warranty is limited to the repair or replacement of defective components and/or the entire battery, always at NEUTRA's discretion.

It is important to mention that NEUTRA will not be liable for indirect or consequential losses, or damage to persons, animals or property, or other expenses related to its products. Warranty claims for defects or faults that have not been reported to an authorized NEUTRA dealer before the end of the warranty period, or that do not comply with the terms of NEUTRA's warranty (including, but not limited to: registration; claim procedure; transportation costs; wear and tear; consumables; inspection, maintenance and repair; modification or alteration; commercial use; and drops, crashes or other incidents) will be excluded.



If the battery is defective, it must be returned to NEUTRA so that a replacement part can be issued under warranty, unless otherwise authorized by NEUTRA. NEUTRA reserves the right to decide whether to repair or replace any part it considers defective. When replacing parts, ownership of the removed parts will become NEUTRA's without any further consideration.

